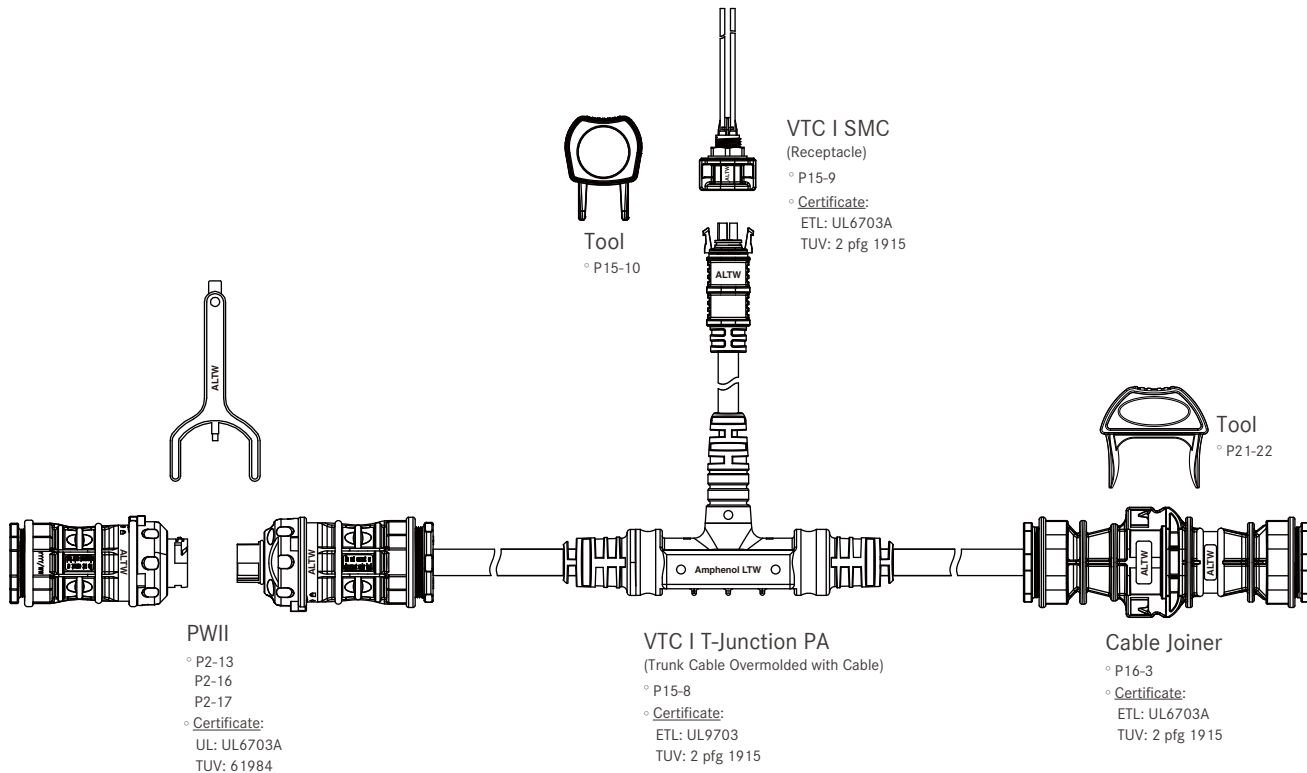




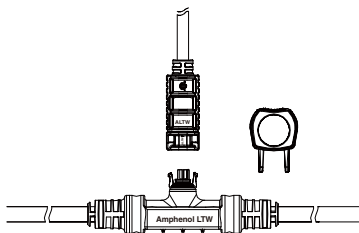
CATALOGUE

PV AC Connectors / T-Junction Connector

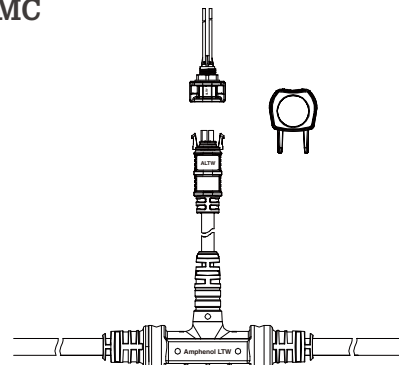
Range Overview



> VTC | PT (Trunk Cable with Receptacle) & SMC



> VTC | PA (Trunk Cable Overmolded with Cable) & SMC



VTC | SMC

(Overmolded with Cable)

- P15-9
- Certificate:
ETL: UL6703A
TUV: 2 pfg 1915



Tool
◦ P15-10



Tool
◦ P15-13

VTC | T-Junction PT

(Trunk Cable with Receptacle)

- P15-8
- Certificate:
ETL: UL9703
TUV: 2 pfg 1915

BMC

- P15-13
- Certificate:
ETL: UL6703A
TUV: 2 pfg 1915

End Cap

- P15-10
- Certificate:
ETL: UL6703A
TUV: 2 pfg 1915

> SMC | In Line



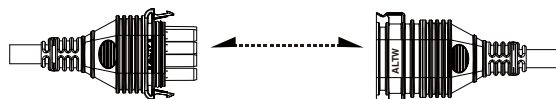
> SMC | Receptacle to Overmolded with Cable



> SMC | Receptacle to Receptacle



> BMC | In Line



* Design and specification are subject to change without notice.

Specification

Identifications	VTC I T Junction: PT & PA (For Trunk Cable) VTC I SMC (For Drop or Receptacle) BMC
Description	Cabling System for Micro-inverter
Current Rating / Data	VTC I T Junction: Trunk Range: UL15A~30A / TUV17-25A / 3~4Pin VTC I SMC: 5A / 03~4Pin BMC: UL17A / TUV19A / 3~4Pin
Material	Contacts: Copper Alloy Connector Body: m-PPE
Waterproof Rating	IP67
Temperature Range	Ambient: -40°C ~ +85°C Upper Limited Temperature:+105°C
Contact Resistance	≤ 10mΩ
Insulation Resistance	≥ 100mΩ at DC500V
Durability	500 cycles
Breakdown Voltage	≥ DC6000V / 1 minute
Certificate	VTC I T-Junction: ETL: UL9703, TUV: 2 pfg 1915 VTC I SMC: ETL: UL6703A, TUV: 2 pfg 1915 BMC: ETL: UL6703A, TUV: 2 pfg 1915
Voltage Rating	AC 300V
More to know	Salt Spray Corrosion test: 48H Cable for Trunk: 14~10AWG or 2.5mm ² ~4mm ² Cable for Drop: 18AWG or 0.75mm ² Trunk Cable Pitch: Upon request

Ordering Information | VTC | SMC

1 — 2 3 4 5 6 — 7 8 9 10

Specification

(SPS) Solar Power AC (Small size)

Number of Contacts

(03) 3 Contacts (04) 4 Contacts

Connector Body (Style)

> Receptacle > Overmolded with Cable
(R) ALTW Rear Fastened (A) With Strain Relief

Connector Housing Gender

(M) Male (Plug) (F) Female (Socket)

Contact Gender

(M) Male (F) Female

Assemble Style

> Receptacle > Overmolded with Cable
(C) Crimp Type (With Wire) (M) Overmolded with Cable

Mating Style

(L) 2 Points Lock (Push & Pull)
(With Unlocking Tool)

Backshell

> Receptacle > Overmolded with Cable
(C) Circular (L) Straight

Waterproof Rating

(7) IP 67

More Information

> For Receptacle

001, 002, 003.....

001 is US Spec, 002 is EU Spec

> For Overmolded with Cable

(□)+(■) : Cable Type + Cable Length

EX. (T01) = US Cable For TCER 18# Cable + 1M

(□) : Cable Type

(T) US Cable For TCER 18# Cable

(D) EU Cable For HAR 0.75mm² Cable

(E) EU Cable For 1940 0.75mm² Cable

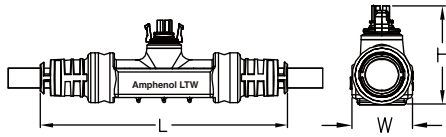
(■) : Cable Length

From 1M to 99M

EX. (01) = 1M

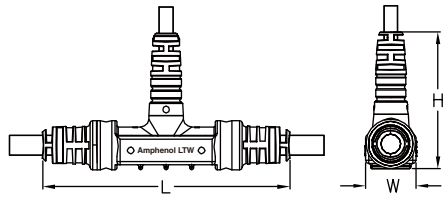
Physical Dimension

⌵ VTC | PT



AMP \ Dimension	L	H	W
30A (UL TCER 10#)	150.0	50.1	30.6
20A (UL TCER 12#)	150.0	50.1	30.6
15A (UL TCER 14#)	150.0	50.1	30.6
25A (TUV 2pfg 1915 4mm ²)	150.0	50.1	30.6
17A (TUV 2pfg 1915 2.5mm ²)	150.0	50.1	30.6

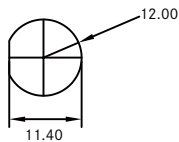
⌵ VTC | PA



AMP \ Dimension	L	H	W
30A (UL TCER 10#)	150.0	83.0	30.6
20A (UL TCER 12#)	150.0	83.0	30.6
15A (UL TCER 14#)	150.0	83.0	30.6
25A (TUV 2pfg 1915 4mm ²)	150.0	83.0	30.6
17A (TUV 2pfg 1915 2.5mm ²)	150.0	83.0	30.6

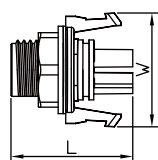
⌵ SMC | Receptacle

Panel Cut-Out

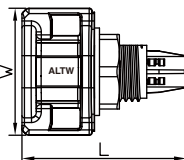


Connector Dimension

(A) Male



(B) Female

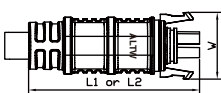


AMP \ Dimension	L		W	
Connector Gender	(B)	(A)	(B)	(A)
5A (SPS)	33.10	24.50	25.56	22.91

* Maximum Panel Thickness: 4.0mm

⌵ SMC | Overmolded with Cable

(A) Male



(B) Female



AMP \ Dimension	L 1		L2		W	
Connector Gender	(B)	(A)	(B)	(A)	(B)	(A)
5A (SPS)	70.85	58.70	80.85	68.70	25.56	22.91



* Design and specification are subject to change without notice.

Contact Configuration

└ VTC I T-Junction

	VTC (Output)			
	3Pin		4Pin	
	US	EU	US	EU
10#	●		●	
12#	●		●	
14#	●		●	
4.0mm		●		
2.5mm		●		

└ VTC I SMC

	SPS (Input)	
	5A	
	MM or FF	MF or FM
3 Contacts		
		R C
4 Contacts		
		R C

R: receptacle

C: overmolded with cable

● 5A

Number of Contacts :

2

Ex.3 contacts (03)

Connector (Housing) Gender:

4

Male(M) or Female(F)

Contact Gender:


5

Male(M) or Female(F)

More to Choose:

6

● Crimped (C)



Find Our Standard Products

⌵ VTC (PT) and SMC (Overmolded with Cable)

SMC : Overmolded with cable

	Cable type 10	AMP (Code)	Contacts 2	Female Connector (F) Male Contacts (M)
US (UL TC-ER cable)	TCER 18# cable (T)	5A(SPS)	03,04	SPS- 2 AFMM-LL7T**
EU (TUV 2pfg1940 cable)	HAR 0.75 mm ² cable (D) 1940 0.75 mm ² cable (E)		03	SPS-03AFMM-LL7 10 **

(PT) Trunk Cable with Receptacle

	Wire Size 3	Contacts 2	T-Junction Pitch 4	Number of T-Junction 6	P/N
US (UL TCER cable)	10# (30A) (10) 12# (20A) (12) 14# (15A) (14)	03,04	1.05M (105) 1.7M (170) 2.05M (205)	001 : 075	PT- 2 3 4 -00- 6
EU (TUV 2pfg1940 cable)	4mm ² (4A /4B) (25A) 2.5mm ² (2A) (17A)	03			PT-3- 3 4 -00- 6

⌵ VTC (PA) and SMC (Receptacle)

SMC : Receptacle


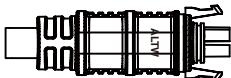



	AMP (Code)	Contacts 2	Female Connector (F) Male Contacts (M)
US (UL TC-ER Cable)	5A (SPS)	03,04	SPS- 2 RFMC-LC7001
EU (TUV 2pfg1940 Cable)		03	SPS- 2 RFMC-LC7002

(PA) Trunk Cable Overmolded With Cable



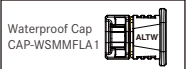


	Wire Size 3	Contacts 2	T-Junction Pitch 4	Number of T-Junction 6	Drop Cable Length + Cable type 5	P / N
US (UL TCER cable)	10# (30A) (10) 12# (20A) (12) 14# (15A) (14)	03,04	1.05M (105) 1.7M (170) 2.05M (205)	001 . 075	0.7M (07) 1.0M (10) 1.5M (15)	18#with SMC Conn. 18#without Conn. 16#without Conn. 14#without Conn. PA- 2 3 4 5 6
EU (TUV 2pfg1940 Cable)	4mm ² (4A/4B) (25A) 2.5mm ² (2A) (17A)	03				0.75mm ² with SMC Conn. 0.75mm ² without Cor 1.0mm ² without Con PA-3 3 4 5 6

* Design and specification are subject to change without notice.


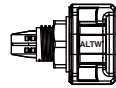

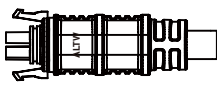

SMC > In-line

<ul style="list-style-type: none"> • Male Connector (Housing) • Female Contacts • Safety Lock (Unlock tool needed) 			Overmolded with Cable ----->	Overmolded with Cable
			  **cable length:01-99m	  **cable length:01-99m
	Contacts 2	Cable type 10	Male Connector (M) Female Contacts (F)	Female Connector (F) Male Contacts (M)
5A(SPS)	03,04	T-TCER 18# cable (US)	SPS- 2 AMFM-LL7T**	SPS- 2 AFMM-LL7T**
	03	D-HAR 0.75mm ² Cable (EU)	SPS-03AMFM-LL7 10 **	SPS-03AFMM-LL7 10 **
		E-1940 0.75mm ² Cable (EU)		

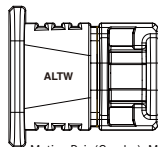
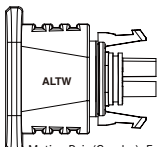
SMC > Receptacle and Mating Pair

<ul style="list-style-type: none"> • Male Connector (Housing) • Female Contacts • Safety Lock (Unlock tool needed) 			Receptacle ----->	Overmolded with Cable
			  **cable length:01-99m	  **cable length:01-99m
AMP (Code)	Contacts 2	Cable type 10	Male Connector (M) Female Contacts (F)	Female Connector (F) Male Contacts (M)
5A(SPS)	03,04	T-TCER 18# wire (US)	SPS- 2 RMFC-LC7001	SPS- 2 AFMM-LL7T**
	03	D-HAR 0.75mm ² wire (EU)	SPS-03RMFC-LC7002	SPS-03AFMM-LL7 10 **
		E-1940 0.75mm ² wire (EU)		

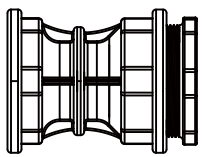
SMC > Receptacle and Mating Pair

<ul style="list-style-type: none"> Female Connector (Housing) Male Contacts Safety Lock (Unlock tool needed)  			Receptacle  	Overmolded with Cable   **cable length:01-99m
AMP (Code)	Contacts 2	Cable type 10	Female Connector (F) Male Contacts (M)	Male Connector (M) Female Contacts (F)
5A(SPS)	03,04	T-TCER 18# wire (US)	SPS- 2 RFMC-LC7001	SPS- 2 AMFM-LL7T**
	03	D-HAR 0.75mm ² wire (EU)	SPS-03RFMC-LC7002	SPS-03AMFM-LL7 10 **
		E-1940 0.75mm ² wire (EU)		

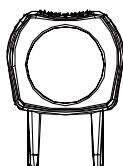
Accessories > Waterproof Cap

 Mating Pair (Gender): Male Connector  Mating Pair (Gender): Female Connector				
Size	Mating Pair	Mating Pair (Gender)	Mating Style	Part Number
SMC	Receptacle and Overmolded with Cable	Male Connector	2 point lock bayonet	CAP-WSMMFLA 1
	Receptacle and Overmolded with Cable	Female Connector	2 point lock bayonet	CAP-WSMMLA 1

Accessories > End-Cap

	
Cable OD.	Part Number
16~12mm	CAP-WTCASMA 1
12~10mm	CAP-WTCASMA2
10~08mm	CAP-WTCASMA3

Accessories > Tool

	
Size	Part Number
SMC	ULT-SSMC-01

* Design and specification are subject to change without notice.

Ordering Information | BMC

1 — 2 3 4 5 6 — 7 8 9 10

Specification

(SPB) Solar Power For Big MC
 (17A: UL US Market ; 19A: TUV EU Market)

Number of Contacts

(3) 3 Contacts **(4)** 4 Contacts

Connector Body (Style)

> Overmolded with Cable

(A) With Strain Relief

Connector Housing Gender

(M) Male (Plug) **(F)** Female (Socket)

Contact Gender

(M) Male **(F)** Female

Assemble Style

> Overmolded with Cable

(M) Overmolded with Cable

Mating Style

(L) 2 Points Lock (Push & Pull)
 (With Unlocking Tool)

Backshell

> Overmolded with Cable

(L) Straight

Waterproof Rating

(7) IP 67

More Information

> For Overmolded with Cable

☐ + ☒ : Cable Type + Cable Length

EX. (C01) = EU Cable For HAR 4mm² Cable + 1M

☐ : Cable Type

☒ : Cable Length

(R) UL Cable For TCER 12# Cable From 1M to 99M

(C) EU Cable For HAR 4mm² Cable EX. (01) = 1M

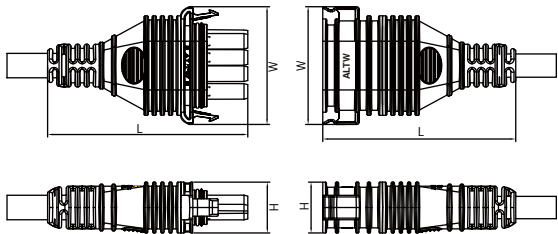
(L) EU Cable For 1940 4mm² Cable

Physical Dimension

└ BMC | Overolded with Cable

(A) Male

(B) Female






Connector Gender	L		W		H	
	(B)	(A)	(B)	(A)	(B)	(A)
17A (SPB)	94.95	98.5	58.0	58.0	25.0	25.0
19A (SPB)	94.95	98.5	58.0	58.0	25.0	25.0

* 17A: Comply to UL standard for USA Dimensions are shown in millimeters
19A: Comply to TUV standard for Europe

Contact Configuration

└ BMC

	SPB (Output)			
	17A		19A	
	MM or FF	MM or FF	MM or FF	MM or FF
3 Contacts				
	C			C
4 Contacts				
	C			

* 17A: Comply to UL standard for USA
19A: Comply to TUV standard for Europe

Number of Contacts :
2

Ex.3 contacts (03)

Connector (Housing) Gender:
4



Male(M) or Female(F)
 • For BMC & SMC

Contact Gender:
5

Male(M) or Female(F)
 • For BMC & SMC

More to Choose:
6


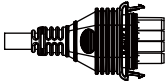

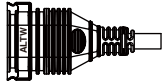

• Crimped (C)

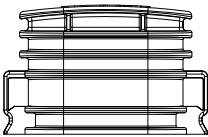

* Design and specification are subject to change without notice.

Find Our Standard Products


└ BMC > Receptacle and Mating Pair

<ul style="list-style-type: none"> • Male Connector (Housing) • Female Contacts • Safety Lock (Unlock tool needed) 			Receptacle   **cable length:01-99m	Overmolded with Cable   **cable length:01-99m
AMP (Code)	Contacts ②	Cable type ⑩	Male Connector (M) Female Contacts (F)	Female Connector (F) Male Contacts (M)
17A(SPB)	03,04	R-TCER 12# cable (US)	SPB-② AMFM-LL7R**	SPB-② AFMM-LL7R**
19A(SPB)	03	C-HAR 4.0 mm ² cable (EU)	SPB-03AMFM-LL7 ⑩ **	SPB-03AFMM-LL7 ⑩ **
		L-1940 4.0 mm ² cable (EU)		

└ Accessories > Waterproof Cap

 <p>Mating Pair (Gender): Male Connector</p>  <p>Mating Pair (Gender): Female Connector</p>				
Size	Mating Pair	Mating Pair (Gender)	Mating Style	Part Number
BMC	Receptacle and Overmolded with Cable	Male Connector	2 point lock bayonet	CAP-WBMCFLD1
	Receptacle and Overmolded with Cable	Female Connector	2 point lock bayonet	CAP-WBMCMLD1

└ Accessories > Tool

	
Size	Part Number
BMC	ULT-SBMC01

* Design and specification are subject to change without notice.

Blank lined paper for writing.



Scan to visit our website

Amphenol LTW Technology Co., Ltd. (Headquarter)

9F., No.657-12, Zhongzheng Rd., Xinzhuang Dist., New Taipei City 242, Taiwan
Telephone: +886-2-29085626 Fax: +886-2-29029787
www.amphenolltw.com

Shulin plant, Taiwan

No.10, Shutan St., Shulin Dist., New Taipei City 238, Taiwan

Kunshan plant, China

No. 62 Da Tung Road, Peng Lang Street, Kunshan City , Jiangsu Province, China
Telephone: +86-512-5761-0501
Fax: : +86-512-5761-0515

For further information, please contact :

Sales & Marketing Department | Email : sales@ltw-tech.com



Scan to visit our website